



*Security*

DRIVER'S STUDY GUIDE

---

**ACCESSIBILITY:** Publications and forms are available on the 31 SFS Pass and Registration SharePoint website at <http://www.31fss.com/afitesting/afitesting.html>.

**RELEASABILITY:** There are no releasability restrictions on this publication.

**OPR:** 31 SFS/S5PR

**Certified by:** 31 SFS/CC

**Supersedes:** AVIANO ABP 24-301, 19 April 2006

**Pages:** 44

---

This pamphlet explains driving criteria for Italy. It is a guide for all personnel who need to obtain an AFI Driver's License for the purposes of operating an AFI plated vehicle in Italy. The purpose of this pamphlet is to assist new personnel in meeting all requirements for receiving an AFI license. It is intended to familiarize the driver with local driving conditions in Italy. Ensure that all records created as a result of processes prescribed in this publication are maintained IAW AFMAN 33-363, *Management of Records*, and disposed of in accordance with the Air Force Records Disposition Schedule (RDS) located at <https://afrims.amc.af.mil>. Refer recommended changes and questions about this publication to the Office of Primary Responsibility (OPR) using the AF FORM 673, *Recommendation for Change of Publication*; route the AF FORM 673 through the appropriate chain of command. This pamphlet does not require HHQ coordination or review prior to implementation. Coordination and review of this pamphlet will be completed by the Installation Commander. Supervisors at all levels will ensure their personnel are aware and knowledgeable of all activities outlined in this pamphlet. This publication applies to the Air National Guard (ANG) and Air Force Reserve (AFR) only upon mobilization supporting 31st Fighter Wing at Aviano Air Base, Italy. This pamphlet applies to all U.S. DoD military (to include TDY personnel), DoD civilian personnel and their command sponsored dependents who are entitled to operate government-owned, -leased, -rented, or privately-owned vehicles on Aviano AB.

### **SUMMARY OF CHANGES**

This document is updated to integrate Vicenza's Driver Information Manual. These changes provide continuity in the licensing and testing process in Italy. References have been updated to reflect current guidance and Italian law. The Document has undergone extensive changes and requires a complete review.

## **TABLE OF CONTENTS**

**Page**

### **Chapter 1 - ALLIED FORCES IN ITALY (AFI) LICENSES**

1.1. Introduction	3
1.2. Purpose	3
1.3. Authority	4
1.4. Driving Privilege	4
1.5. Additional Guidance	5
1.6. Implied Consent Provisions	5
1.7. Respect for Law Enforcement Authority	5
1.8. Culpable Homicide	5
1.9. Culpable Personal Injuries	5
1.10. AFI Licensing Requirements	6
1.11. International Driver's License	6

### **Chapter 2 - OPERATOR RESPONSIBILITIES AND TRAFFIC LAWS**

2.1. Law Enforcement Authority	8
2.2. Insurance Requirements	8
2.3. Local Traffic Laws	8
2.4. Extracted Provisions from Italian Traffic and Penal Code	16

### **Chapter 3 - MOTOR VEHICLE REGISTRATION**

3.1. Weather Conditions	25
3.2. Other Driving Hazards	26
3.3. Accidents and Claims	27
3.4. Other Safety Considerations	28

### **Chapter 4 - INTERNATIONAL ROAD SIGNS**

4.1. Road Sign Information	30
4.2. Driving Outside of Italy	30
4.3. International Road Sign Diagrams	30
4.4. Approval	33

#### **ATTACHMENTS:**

<b>1. GLOSSARY OF REFERENCES &amp; SUPPORTING INFORMATION</b>	<b>34</b>
<b>2. SAMPLE TEST</b>	<b>35</b>

## Chapter 1

### ALLIED FORCES IN ITALY (AFI) LICENSES

**1.1. Introduction.** In Italy, as in most European countries, negligence resulting in injury or death to others is a criminal offense. Therefore, any vehicle accident involving injuries or death may subject a driver to criminal prosecution in the Italian courts with the prospect of being fined or imprisoned. Punishments are especially severe for offenses such as improper passing, speeding, reckless driving, and driving under the influence. So remember, when you put the key into the ignition and turn it, you are responsible for control of that vehicle. **THINK SAFETY!**

**NOTE:** The Allied Forces in Italy (AFI) license is not a license; it is an OFFICIAL translation of your stateside or internationally issued license. Both documents must be carried while driving. For the purposes of this study guide, it will be referred to as an “AFI license”.

1.1.1. This guide has been prepared to aid you in driving defensively without accidents during your tour of duty at Aviano and to assist you in passing the driving test. Do not be misled by your past driving experience even though it may have been accident-free in the United States. Driving in Europe requires great alertness and knowledge of local traffic regulations and conditions. It is essential at the outset of your tour that you adjust your driving habits and attitude to local conditions to avoid accidents.

**1.2. Purpose.** The purpose of this instruction is three-fold. First, it lays out the requirements for obtaining a license. Second, it trains the reader on Italian driving laws. Finally, it educates the reader on how to drive safely in Italy.

1.2.1. Italy has much to offer to everyone assigned. From food to history to beautiful scenery and access to other nations, this country has a rich heritage to be enjoyed by all. Unfortunately, accident rates are extremely high at Aviano Air Base. To illustrate this, Aviano personnel had 104 major and 261 minor accidents in 2014, for a total of 365 accidents. In 2013, there were 112 major and 232 minor accidents, for a total of 344 accidents. And finally, in 2012 there were 144 major and 270 minor accidents for a total of 414. Aviano has averaged an accident a day for three years!

1.2.2. 31 FW leadership is concerned about this alarming trend, since it impacts service members, their families, our host nation, and the ability of our wing to deter aggression, defend NATO interests, and develop Aviano. The safety of each member is paramount – Team Aviano does not want any member to become the next statistic.

1.2.2.1. The reasons for accidents vary. However, the top three factors include:

1.2.2.1.1. Inattentive driving. Inattentive driving is any infraction where a driver is distracted or not remaining focused on driving, such as when utilizing a handheld device, talking to passengers or reaching for an item in the vehicle.

1.2.2.1.2. Driving too fast for conditions. Driving too fast for conditions is any infraction where the driver fails to adjust their speed to the current road conditions such as when

roads are wet or when approaching a curve or traffic circle (please note that discussion in the safety chapter of this guide regarding un-banked roads).

1.2.2.1.3. Failure to follow established signs or procedures. Failure to follow established signs or procedures are infractions such as passing in a no passing zone, failure to yield right of way or failure to stop at a posted stop sign.

1.2.2.2. While the number one reason for accidents is inattentive driving, a root cause is Americans trying to drive more aggressively than they should while continuing to conform to American driving habits. The roads in Italy are more narrow, present more curves and are more susceptible to slick conditions during inclement weather. They also frequently do not have shoulders and to make matters more complicated, cyclists are an abundant addition on all roads.

1.2.2.3. Americans tend to multi-task while driving: eating, drinking, adjusting music or talking on the phone. Americans usually enjoy more space to maneuver their vehicles, both on roads and in town. Europeans (and Italians) tend to focus solely on driving while travelling to and from destinations, without participating in other activities.

1.2.2.4. In addition, the local populace tends to drive more aggressively than Americans are used to. This includes tailgating, passing in no-passing zones, and driving well in excess of the speed limit. DO NOT follow suit. Americans did not grow up in this culture; attempting to imitate local drivers contributes to the high accident rate at Aviano. Also, do not take offense to Italian drivers. Tailgating or passing does not imply road rage in the Italian mindset.

1.2.2.5. The bottom line is that a driver's undivided attention is required to safely navigate Italian roads.

1.2.3. Driving on Italian roads will open up many new adventures! While driving, shed the American driving habits that lead to inattentiveness and do not mimic unsafe driving habits that others (American or Italian) may exemplify. This will enable the wing to accomplish its mission...and the member to enjoy his/her time in Italy.

**1.3. Authority.** 31st Security Forces Squadron (SFS) Pass and Registration may issue AFI licenses to US military personnel (permanent party and TDY), civilian component, and dependents stationed in Italy. The designated office will ensure that applicants meet requirements before receiving an AFI license.

**1.4. Driving privilege.** The privilege to operate a Privately Owned Vehicle (POV) while stationed in Italy is limited to the terms outlined in the Status of Forces Agreement (SOFA) and regulatory guidance set forth in the US Naval Support Activity (NAVSUPACT) Instruction 11240.29D, *Procedures for Acquisition of US Forces in Italy Motor Vehicle Operator's License*, and Aviano AB Instruction (AABI) 31-218, *Motor Vehicle Traffic Supervision*.

**1.5. Additional Guidance.** Additional regulatory guidance governing the registration of POVs is covered by AABI 31-218 and NAVSUPACT INST 11240.19G, *Regulations Concerning Registration of Privately Owned Motor Vehicle.*

**1.6. Implied consent provisions.** Implied consent provisions defined in AABI 31-218 paragraph 2.6, *Motor Vehicle Traffic Supervision*, are similar to those presently enforced in the United States. Any person who drives a motor vehicle is presumed to have given consent to a chemical test of his/her blood, breath, or urine for the purpose of determining the alcohol or drug content in the body when lawfully stopped, apprehended, or cited for any offense allegedly committed while driving or in physical control of a motor vehicle. Refusal to submit to a test if requested by law enforcement officials will result in a loss of driving privileges for a minimum of one year.

**1.7. Respect for Law Enforcement Authority.** Be aware that Italian Law Enforcement authority is absolute and you do not retain the same legal rights off-base. On-base, you are required to submit to law enforcement requests from both U.S. and host nation authorities. When driving a vehicle you are required to stop when signaled by an officer, official, or agent charged with the detection and prevention of traffic offenses. The driver is required to submit his/her registration document, stateside or country license, AFI license, and any other documents that may be requested by the Law Enforcement Official. Drivers are required to submit to vehicle compliance inspections and must discontinue use of vehicle due to defect if ordered to do so. Also, drivers are required to stop for officials during any roadblock, whether for compliance checks, progression of military vehicles or any other condition necessitating the stoppage of vehicles. It is important to note that if you are required to pay a traffic fine to a host nation police, you should obtain a receipt.

**1.8. Culpable Homicide.** Article 589 of the Italian “Codice Penale” states: Anyone who, by negligence, causes the death of a human being may be punished by imprisonment from 6 months to 5 years. If the act was committed in violation of rules governing road traffic or prevention of industrial accidents, punishment may result in imprisonment from two to seven years. If an unlawful act results in death, injury to another or multiple deaths and injuries, punishment may be imposed for the most serious case up to three times the prescribed punishment not to exceed 15 years.

**1.9. Culpable Personal Injuries.** Article 590 of the Italian “Codice Penale” states: Whoever, through negligence or omission, causes personal injuries to others may be punished with confinement up to three months or a fine. If the injury is serious, the punishment may be confinement from one to six months or a fine; if it is very serious, confinement from three months to two years or a fine. If the act is committed by violating the provisions of the Traffic Code or provisions concerning the prevention of work accidents, the penalty for serious injuries may be confinement for three months to one year or a fine; and the penalty for very serious injuries may be confinement from one year to three years or a fine. If more than one person is injured, the penalty will be three times the one applicable for the most serious violation committed, but the total duration of confinement will not exceed five years. This offense is punishable upon the private complaint of the injured party. **NOTE:** Normally, a serious injury

is one resulting in disability for over 40 days, and a very serious injury is one resulting in permanent disability or disfigurement.

**1.10. AFI License Requirements.** These requirements are not all-inclusive and additional information can be found in AABI 31-218. Additionally, an AFI license by itself, or a civilian POV driver's license is not valid for the operation of a Government Motor Vehicle (GMV), either Tactical or Non-Tactical (NTV). In addition to an AFI license, an AF Form 2293, *US Air Force Motor Vehicle Operator Identification Card*, or any other Government Motor Vehicle license approved by 31 LRS are required to operate a GMV in Italy and must be validated for each type of military vehicle one is authorized to operate. To operate an Interagency Fleet Management System (IFMS) vehicle, operators must possess either an AFI license or Host Nation driving permit.

1.10.1. **Eligibility.** In order to obtain an AFI license, an individual must meet the following prerequisites:

1.10.1.1. Must be at least 18 years of age at the time of application.

1.10.1.2. Possess and submit to the test administrator: a valid license from one of the 50 states or US territories; a valid license from any country; or a valid International Driver's License issued from any country other than Italy.

1.10.1.3. Attend a Local Conditions Course Safety Briefing administered by Ground Safety.

1.10.1.4. All motorcycle operators must have "MOTORCYCLE" endorsed on their stateside license or have a motorcycle permit from their state and complete the Aviano Motorcycle Safety Foundation Course prior to being authorized a motorcycle endorsement on their AFI license. Please note that there are many more conditions (specifically in regards to age and engine size requirements) to operating a motorcycle while stationed in Aviano that can be found in AABI 31-218 and its governing regulations.

**1.11. International Driver's License.** The AFI license is not valid outside of Italy, therefore all personnel who drive outside of Italy must have an International Driver's License in their possession. Obtain an application for an International License at the Security Forces Pass & Registration Office or on-line via the Automobile Association of America's website. You should be aware that International Driver's Licenses are not valid in the issuing country.

1.11.1. An international certificate of insurance (green card) is required in most European countries, and may be obtained from your insurance company. The international certificate of insurance must be valid for the entire time outside of Italy, and must be displayed in the windshield of your vehicle.

1.11.2. Travel in different European countries may require different items to be carried in your vehicle. Before traveling to other countries, ensure you know what these requirements may be. It is recommended, in addition to the European Union approved mandatory triangle and vest,

you may also need to have a disposable alcohol breath tester, a European Union certified first aid kit, snow chains/tires and/or additional reflective vests.

## Chapter 2

### OPERATOR RESPONSIBILITIES AND TRAFFIC LAWS

**2.1. Law Enforcement Authority.** US Military personnel driving a POV or GMV in Italy must obey the direction of Italian law enforcement authorities, US Military and Security Forces. Failure to comply with traffic laws, signals, or directions of law enforcement authorities may result in suspension or revocation of driver's license, withdrawal of vehicle registration privileges, or both, and citation by military or Italian police.

**2.2. Insurance Requirements.** AABI 31-218 and Italian law establishes that third party liability insurance is mandatory on all POVs prior to registration or operation of vehicles. Italian law provides that up to a 500 Euro fine may be imposed for operating a motor vehicle without the required liability insurance. If an uninsured vehicle is found parked on a public road, its registered owner must pay the fine and the vehicle may be impounded and held pending payment. While the vehicle is being held, storage fees will accumulate daily until the vehicle fines are paid in full. If all fines have not been paid in full after 60 days, the vehicle will be confiscated.

#### **2.3. Local Traffic Laws.**

**2.3.1. Right of way.** Unless otherwise posted, all vehicles approaching from the right, including bicycles, have the right of way at uncontrolled intersections. In regards to roundabouts, all vehicles already in the roundabout have right of way. Pay particular attention to road signs and markings as rules may differ from place to place. You must yield the right of way to trolley cars and trams when crossing tracks. Vehicles entering the road from a private driveway must yield right of way. Any vehicle backing, making U-turns or entering traffic will yield right of way. Finally, junctions where two priority roads intersect, the vehicle approaching from the right will have right of way unless otherwise posted. See Italian statutes in section 2.20 for more information regarding right of way.

**2.3.2. Rights and privileges of bicycles and scooters.** It is important to adjust your driving techniques to provide for the large number of small vehicles on the roads of Europe as compared to stateside traffic. Bicycles and scooters play a very important role in Italy. Two-wheeled vehicles also pose the greatest hazard to city driving. The Italian Road Code states that bicycles and scooters have the same rights and privileges in traffic as automobiles. Operators of these smaller vehicles assume the same responsibilities and observe all regulations applying to other vehicles.

**2.3.2.1.** Pay particular attention to blind spots, such as when making a right turn, changing lanes or entering/exiting traffic circles, to ensure that you do not have an accident with a two-wheeled vehicle.

**2.3.2.2.** You may find many drivers with very little training, which is often reflected in erratic traffic behavior. It is your responsibility to watch out for them. Be prepared to allow



for many unexpected actions by operators of small two-wheeled vehicles, and be extremely alert any time you are driving.

2.3.2.3. Do not depend on hand signals or even your turn signals to warn these operators because many times they fail to see them or fail to understand their meaning.

2.3.3. **Vehicle safety equipment and use.** All vehicles operated in Italy must meet serviceability guidelines that are too broad for the scope of this guide. The serviceability guidelines are similar to those that are required in the United States and common sense dictates that your vehicle should be road worthy. Always inspect your vehicle for roadworthiness prior to departing for a long journey. Be aware that noise pollution is regulated in Italy, meaning your radio and exhaust system should be maintained at acceptable levels per Italian law. A brief summary of required equipment, and its use, is provided below, but for detailed vehicle requirements see NAVSUPACT INST 11240.26D, *Privately Owned Motor Vehicle Inspection Program*.

2.3.3.1. Turning and signaling. All four-wheeled motor vehicles and motorcycles designed for street riding must be equipped with turn signals to be registered. Mopeds and motorcycles designed for off-road use are not required to have turn signals installed. Use extreme caution when turning at intersections. Ensure you utilize turn signals well in advance to alert other drivers of your intentions. Smaller vehicles often stop in blind spots to your rear or either side of you and can proceed directly into your path of travel.

2.3.3.2. Headlights. All vehicles must be equipped with low and high beams. Headlights, side markers and license plate lights are required to be on at all times outside of urban areas and on the Autostrada. In urban areas, headlights must be turned on one half hour after sunset until one half hour before sunrise, or when lighting conditions are poor (such as during inclement weather). High beams can be used during periods of inadequate public lighting and driver is traveling in excess of 40 kph. High beams must be dimmed and speed reduced when meeting on-coming traffic. High beams are prohibited in urban areas except as a momentary emergency signaling device. With the exception of tunnels, daylight running lights are sufficient during the day. You must use your headlights inside any tunnel regardless of lighting conditions.

2.3.3.3. Taillights and brake lights. These lights are mandatory and must be operational while driving in Italy.

2.3.3.4. Emergency lights. All vehicles must be equipped with emergency (hazard) lights. These lights are required to be used whenever you encounter a hazard while travelling, to include a dramatic slowdown on a main road or the Autostrada. Hazard lights are also required when parked on a road side in order to alert other drivers of your presence.

2.3.3.5. License plates. All vehicles with four or more wheels must have license plates securely mounted on the front and rear of the vehicle. Motorcycles and mopeds are only required to have one plate mounted on the rear. (**NOTE:** U.S. Plates are not authorized). Trailers being towed must display a duplicate of the license plate corresponding to the towing vehicle. License plates must not be surrounded by ornamentation to include covers and plate

holders. Plates must be kept clear of obstructions to include trailer ball and/or hitch. Rear license plates must be illuminated at all times for all vehicles.

2.3.3.6. Seatbelts. With the exception of two-wheeled vehicles, all motor vehicles require a functional seatbelt for all occupants of a vehicle. Additionally, seatbelts are mandatory to be worn while a vehicle is in operation. This does not preclude vehicles being registered in Italy under certain conditions without seatbelts for every seat, just that AFI plated vehicle occupants must wear seatbelts.

2.3.3.7. Mirrors. Vehicles require a minimum of a rear-view and driver's side outside mirror. These mirrors must be securely mounted and not obstructed or damaged.

2.3.3.8. Horn. All vehicles must be equipped with a serviceable horn that is accessible to the driver and provides adequate volume to alert pedestrians and other vehicles.

2.3.3.9. Brakes. All vehicles must be equipped with a serviceable brake system and a serviceable emergency braking system.

2.3.3.10. Snow tires or chains. Snow tires or chains are required for several local Autostradas and all mountain roads from 15 November until 31 March. The snow tire and chain ordinances can differ depending on the areas you are travelling. Be on the lookout for roads marked with "Snow Chains Mandatory" signs.

2.3.3.11. Emergency roadside equipment. You must carry a warning triangle and a European Union approved safety vest in your vehicle at all times. The vest must be reachable by the driver in the cabin of the vehicle and must be worn when exiting the vehicle on a roadway. Additionally, other personnel that exit a vehicle on a roadway must also have a reflective vest. See section 1.10 for recommendations for other equipment when travelling outside of Italy.

2.3.3.12. Other equipment. All vehicles must be equipped with a parking disc. All vehicles must be equipped with a muffler that has not been modified. All vehicles must be equipped with serviceable glass that is of the non-shatter type. All vehicles must have an operational speedometer. All vehicles must be equipped with white or yellow parking lights. All vehicles must be equipped with a minimum of one warning triangle and one reflective vest. Please note that a reflective vest is required for all personnel who exit a vehicle at the side of the roadway.

2.3.4. **Roundabouts**. Roundabouts, or traffic circles, can be a daunting and hazardous new obstacle for many drivers; however, they are the norm for Italy and Europe. Safely transiting roundabouts requires keen attention and understanding of the rules and customs governing their use. Be advised that roundabouts come in many shapes and sizes and most are un-banked (see discussion in Safety chapter) so drivers must use extreme caution when approaching a roundabout and must remain observant of conditions currently in effect (drivers approaching and in roundabout, weather conditions, speed, etc.). Keep the below tips in mind to help avoid accidents:

2.3.4.1. **Right of way.** The golden rule is that vehicles already in the roundabout have right of way at all times. This rule applies whether they are fully in the circle or have just barely entered. On large or multi-lane roundabouts, the outer lanes are meant only for an immediate turn out of the roundabout. The inner lane reserves right of way, so you must be mindful of your position and other drivers who need to exit.

2.3.4.2. **Signs and Markers.** Be aware of signs and markers while approaching as well as inside roundabout. Yield signs and their accompanying road marks (a line of triangles) are the norm at the entrance to a roundabout, however, there are some roundabouts that will have a yield inside the circle to give right of way to incoming vehicles. Understand that when approaching a yield sign, you must be prepared and able to stop in order to give way to other traffic. Also be on the lookout for signs that direct traffic into certain lanes of the roundabout for specific exits.

2.3.4.3. Never rely on other drivers following right of way rules inside roundabout. Many times you will see other drivers recklessly entering roundabouts without regard to drivers around them. You must pay attention when approaching and entering roundabouts to avoid these types of drivers.

2.3.4.4. Avoid the temptation to make risky maneuvers in order to navigate roundabouts. If you are in the circle and are close to missing your turn, instead of potentially cutting off other traffic or causing an accident, go around the circle and try again.

2.3.4.5. Roundabouts in other countries may have very different rules governing their use, so be aware of the laws when traveling.

2.3.4.6. Safely navigating roundabouts requires you to stay focused and remain calm. Never approach roundabouts at high speeds because Italian roadways lack traction and the circles are unbanked. Be cautious of other drivers in and around roundabouts. You can expect to see reckless darting in and out of these circles on a regular basis, but can avoid them by paying attention and driving accordingly. Lastly, do not make a hasty or reckless decision because there are impatient drivers around you.

2.3.5. **Passing.** It is forbidden to begin passing another vehicle when the driver preceding or following has already signaled their intention to pass. It is also forbidden to pass any vehicle stopped to allow pedestrians to cross. Before passing, you must ensure that there is adequate visibility, space and that no other vehicle has signaled intent to pass. Next, ensure that you utilize your turn signals to indicate both your desire to pass (by signaling on the side you will be passing) and your intention to re-enter a lane after passing (by signaling the direction required to re-enter the lane). Passing will be completed on the left, and passing must not endanger the vehicle being passed in any way. Passing is prohibited on three lane highways when another vehicle, coming from the opposite direction, is already occupying the center lane. Also, Passing is prohibited on or near curves, hills or any condition that limits visibility. Any violation of Italian passing laws can result in a fine, loss of driving privileges or imprisonment. Other factors to consider in regards to passing:

2.3.5.1. In the U.S., the painted line on the road separating traffic flowing in opposite directions is yellow. In the U.S., a solid yellow line means no passing, while a dashed yellow line means passing is allowed. This is similar in Italy, but the line is white. A dashed white line in the center of the road indicates a passing area. A solid white line indicates passing is forbidden. **NOTE:** Do not confuse small dashed sections indicating a turn area as a passing zone.

2.3.5.2. Drivers desiring to pass other vehicles must use their turn signals in sufficient time to indicate their intentions to other vehicles.

2.3.5.3. Vehicles being overtaken must stay as close as possible to the right edge of the road. If a cyclist is ahead of your vehicle on a narrow street, slow down and wait until the cyclist can be overtaken with adequate clearance. You are required to give cyclists a minimum of one meter (approximately 3 feet) clearance when passing them.

2.3.5.4. It is prohibited to pass a vehicle when it is in the process of overtaking another or while it is stopped before a grade crossing, stop light or for other traffic interruption when such passing necessitates moving on the left side of the road. Passing is also prohibited at or near intersections and gateless grade crossings.

2.3.5.5. Overtaking to the right is permitted when the driver of the vehicle being overtaken signals a left turn on a highway with more than one lane of traffic in the same direction. Trolley cars may be overtaken on the right when there is sufficient room for passing on the right of the tracks. If there is not a traffic island at the boarding point, passing is prohibited while passengers are entering or exiting stopped trolleys.

2.3.5.6. Italian law does not require that you stop for buses (school or other) loading or unloading passengers. Be aware that a bus may be stopped in a no passing zone, and in this case the normal rules of passing apply. On base however, you are required to stop on both sides of the street for all buses loading or unloading passengers and will wait until it proceeds.

2.3.6. **Traffic signals.** Most traffic signals in Italy mean the same thing as in the United States. Green means proceed, red means stop and yellow means stop in preparation for the red light. The following highlights some differences to those in the States:

2.3.6.1. A red light accompanied with a green arrow pointing in any direction indicates that vehicles in the appropriate lane may proceed in that direction only. A green arrow does not necessarily indicate right of way, so proceed with caution.

2.3.6.2. Right turns at red lights are not permitted in Italy.

2.3.6.3. Blinking yellow lights in Italy blink the same color in all directions. When driving on a priority road, use extreme caution and reduce your speed when approaching intersections during late night and early morning hours.

2.3.6.4. A yellow light indicates that you must stop unless you cannot safely stop before the intersection. If you are unable to stop when approaching an intersection with a yellow light, proceed through the light and vacate the junction.

2.3.6.5. If you have a yield sign in your direction of travel, you must stop before proceeding to the priority road.

2.3.6.6. Special lights to control the transit of trolley cars or public transport (usually a bar shaped white light on a black background) may accompany traffic lights.

2.3.6.7. Special light signals may be reserved for pedestrians.

2.3.7. **Sound signals.** Except in cases of immediate danger, use of sound signals (horns) is prohibited in some inner city areas when posted. When approaching intersections at night or passing other vehicles, the intermittent flashing of headlights instead of sounding your horn is permitted. Emergency response vehicles are exempt from the prohibitions and limitations related to use of sound signals. Fines can be imposed for violation of this paragraph.

2.3.8. **Stopped, parked, or disabled vehicles.** All motor vehicles stopped on roads (other than for traffic signals) must have signal devices (hazard lights) on to alert other drivers of their position. Any time at night, or if your vehicle is not clearly visible from at least 100 meters, the driver must place their warning triangle behind the vehicle at least 50 meters and no more than one meter from the edge of the roadway. If your vehicle is disabled on, or just past, a curve, you must place warning triangle at beginning of the curve to alert oncoming traffic. In situations where there is less than 50 meters available to place the triangle (such as near an intersection or some other type of obstacle) the driver must find the best position for the sign to be spotted by oncoming traffic. Any person exiting a vehicle, for any type of maintenance or just to place the required warning triangle must wear a reflective vest (marked UNI EN 471, the European Community's marking) at all times. Those not wearing the vest could be fined.

2.3.9. **Parking.** Appropriate safeguards to prevent accidents will be adopted by drivers when leaving their vehicles for an extended period of time. Vehicles parked inside inhabited areas will be placed in specifically designated spots, paved shoulders, or the right-most edge of the pavement. On one-way roads, parking is permitted on left edge of road as long as there is sufficient space for vehicles to transit. Usually, spots denoted with a white line indicate free parking. Spots marked with a blue line indicate pay parking. You must purchase a ticket from a machine located nearby or from a parking attendant and the ticket must be displayed in the windshield. Additionally, in areas where parking is limited by time, or in areas with an active control device timer, you must display your parking disc in the windshield in a highly visible position. As in the U.S., parking along curbs painted yellow (reserved for those with special permits) or areas marked for emergency response use is prohibited. Police may remove any parked vehicle that causes serious danger or obstruction of traffic. The vehicle owner is responsible to pay the transportation and storage expenses prior to the release of the vehicle. Also, parking fines are payable per day of the violation and accrue fines. Finally, in addition to the above restrictions, parking is prohibited:

2.3.9.1. Within 5 meters of an intersection or near curves, hills, grade crossings, overpasses, tunnels, bike crossings and bus/trolley stops.

2.3.9.2. On trolley tracks, pedestrian crossings or driveways.

2.3.9.3. Lanes reserved for public transport (usually denoted by yellow line on the road).

2.3.9.4. In front of waste bins or similar containers.

2.3.9.5. When the available portion of the pavement is not sufficient to allow for the transit of vehicles.

2.3.9.6. In any manner which obscures the sight of road signs and signals from any direction.

2.3.10. **Obstruction of traffic.** If traffic is obstructed as a result of a breakdown, spilling of load, or any other reason, the driver must provide for clearing the roads as much as possible by moving the vehicle to a parking zone, paved shoulder or right-most edge of road if possible. If substances are spilled, the driver must warn other drivers by posting warning triangles, flags, etc. In all cases, driver must adopt necessary safety measures to protect traffic or a fine can be imposed.

2.3.11. **Drunk driving.** Driving under the influence of alcohol or drugs is prohibited. Depending on the impact of your actions, you could face a fine and three months or up to two years confinement. See more in-depth discussion in Italian traffic laws below.

2.3.11.1. Active duty military personnel could face additional charges under the Uniform Code of Military Justice for Driving Under the Influence (DUI). DUI may be punished by court-martial, Article 15 or other administrative action.

2.3.11.2. In Italy, any person registering .05 or higher on a Breathalyzer Test is considered to be over the legal limit for alcohol consumption.

2.3.11.3. Also in Italy, there is a zero tolerance for personnel who are 21 years old and younger or personnel who have had their license for 3 years or less. This category of personnel must have a BAC of .00.

2.3.12. **Speed.** Speed is the number one cause of fatal vehicle accidents involving Americans in Italy. Your vehicle speed must be adjusted to road, traffic, and weather conditions. Speed limits in Europe are posted in kilometers per hour (kph). For American specification vehicles, use the vehicle kilometer gauge usually located underneath the miles per hour (mph) gauge on the instrument panel. Older American vehicles may not be equipped with a kph gauge. If you own a vehicle without a kph gauge, here is a quick formula for converting mph to kph. A km is approximately 6/10 of a mile; you can convert to mph by multiplying the number of kph by 0.6. (**EXAMPLE:** 30 kph x 0.6 = 18.0 or 18 mph. To convert mph to kph, divide mph by 0.6) Regardless of posted speed limits or legal maximums, speed must always be moderated to the current road conditions, taking into account: weather, visibility, pedestrian traffic, other

vehicles and familiarity with the roads. Observe the below guidelines while driving in Italy and see the Italian statute in section 2.3.17.

2.3.12.1. You may not exceed 50 kph (30 mph) in urban areas (populated areas such as towns) and 90 kph in rural areas.

2.3.12.2. Passenger transport vehicles (buses) with a GVW of 17,000 pounds may not exceed 70 kph when carrying passengers.

2.3.12.3. Cargo transport vehicles may not exceed 60 kph when loaded.

2.3.12.4. Vehicles transporting dangerous or hazardous cargo may not exceed 40 kph in rural areas and 30 kph in urban areas.

2.3.12.5. The maximum speed limit on the Autostrada is 130 kph under normal conditions, 110 kph if it is raining and 50 kph in the fog.

2.3.12.6. For GMVs, the maximum speed limit for sedans on the Autostrada is 120 kph. A fine may be imposed for exceeding the posted speed limit. Fine amounts are based on amount exceeding the speed limit.

2.3.13. **Pedestrians.** Pedestrians in painted crosswalks have the right of way on and off base. Off-base, pedestrians are required to use sidewalks, shoulders and raised alleys. Additionally, they are required to utilize pedestrian crosses and do not retain right of way outside these crossings. However, expect pedestrians to cross streets outside of designated areas and with little regard to vehicular traffic. Pay particular attention to pedestrians gathered at bus stops and crosswalks, as they may not give any warning before darting into the road. Lastly, blind pedestrians will be afforded right of way when crossing the road.

2.3.14. **Cellular phones.** Italian law prohibits the use of cellular phones while operating a motor vehicle unless a hands-free device is used.

2.3.15. **The Italian Autostrada.** Unlike the highways you may be accustomed to, the Italian Autostrada has a posted maximum speed limit of 130 kilometers per hour (KPH). Except in the vicinity of entrances, exits and as otherwise posted, this is the maximum legal speed allowed. However, you will find that Italians often travel at much higher speeds. Therefore, you should use extreme caution when driving on Italian expressways. Autostradas may be entered only at officially designated points. Everyone must yield the right-of-way to vehicles already traveling on these superhighways. Entering can be extremely dangerous because of the high speed of traffic. A driver must be sure the way is clear before making entrance. Headlights are required to be on at all times while traveling on the Autostrada.

2.3.16. **Illegal acts on the Autostrada.** It is illegal to hitchhike, pick up hitchhikers, make U-turns, tow a vehicle or work on a vehicle on the Autostrada (except for changing a tire, adding gasoline or water). Only qualified/certified vehicles can tow another vehicle (i.e. ACI, ZETA, etc.). All of these acts are not only illegal, but extremely dangerous. If you go past your exit,

drive to the next and find an alternate route. Stopping on the Autostrada is forbidden except in cases of emergency. Should you need to stop due to comfort or non-emergency reasons, you must find a designated exit with a parking area.

**2.4. Extracted Provisions from Italian Traffic and Penal Code.** The following articles are extracted to enhance understanding of Italian traffic laws and highlight U.S. personnel's responsibilities while operating vehicles in Italy. These codes are selected excerpts and subject to change without notice. DO NOT rely on this pamphlet to cover all applicable Italian laws. It is a guideline only based on interpretation of laws current as of the date this instruction was published. This section must not to be used as an arguing point if stopped by authorities as it is not a recognized valid source of Italian laws and cannot reasonably be expected to be 100% current at any time. For up-to-date information on Italian traffic code (Codice Della Strada), you may visit <http://www.aci.it/i-servizi/normative/codice-della-strada.html> which maintains a database of the traffic code. Please note that the site is in Italian. Any complaints about traffic stops must be made through appropriate Host Nation channels and it is recommended you seek advice from the SJA.

#### 2.4.1. **Definitions.**

2.4.1.1. INHABITED AREA. A continuous grouping of buildings, streets and other land areas marked by appropriate signs on all roads leading to it.

2.4.1.2. ROAD (or Highway). An area open to the public for traffic of pedestrians, vehicles and animals.

2.4.1.3. TOLL ROAD (Autostrada). Road reserved for transit of motor vehicles, with no unattended access points.

2.4.1.4. ROAD AREA (Sede Stradale). Includes pavement, shoulders, sidewalk and road tracks.

2.4.1.5. PAVEMENT (Carreggiata). That part of the road generally used for the transit of vehicles and animals.

2.4.1.6. LANE (Corsia). Portion of the pavement of sufficient width to permit the transit of one single line of vehicles.

2.4.1.7. BICYCLE TRACK (Pista per cicli). Part of the road reserved for bicycles.

2.4.1.8. SIDEWALK (Marciapiede). Raised or otherwise marked portion of the road reserved for pedestrians.

2.4.1.9. SHOULDER (Banchina). Edge of country roads generally reserved for pedestrians.

2.4.1.10. STREETCAR PLATFORM. Raised portion of road reserved for streetcars.



2.4.1.11. SAFETY ISLAND (Salvagente). Raised platform on the road pavement for the safety of crossing pedestrians or for the convenience of streetcar, bus or trolley-bus passengers.

2.4.1.12. TRAFFIC DUMMY (Coppa Giratoria). Disk-shaped marking indicating the center of an intersection.

2.4.1.13. PEDESTRIAN CROSSING (Attraversamento pedonale). Properly marked zone of the road pavement to be used for pedestrian crossing.

2.4.1.14. CURVE (Curva). Bending stretch of a road with limited visibility.

2.4.1.15. BUMPY ROAD (Dosso). Stretch of road of uneven grade with limited visibility.

2.4.1.16. SIDE VEHICLE ENTRANCE (Passo Carrabile). Zone used for vehicle access to private property on both sides of the road.

2.4.1.17. GUARDED GRADE CROSSING (Passaggio a livello con barriere). A grade crossing guarded by bars covering the entire width of the pavement or that part used for one-way traffic.

2.4.2. **Articles.** (Article numbers removed due to constant changes to article numbers):

2.4.2.1. Hand Signals - Hand signals to be used by traffic policemen to regulate traffic:

2.4.2.1.1. Arms outstretched horizontally and at right angle to the direction of traffic indicates traffic must stop.



2.4.2.1.2. Arms extended horizontally in the direction of traffic indicates traffic may proceed.



2.4.2.1.3. One arm raised vertically indicates attention, signal to be changed.



2.4.2.1.4. Traffic policemen may, in order to expedite traffic, cause vehicles to move faster and may also stop or divert vehicles coming from any direction. Non-compliance with the commands of traffic policemen may be punished by a fine.



2.4.2.1.5. Traffic policeman holding a signal stick, otherwise known as a “lollipop”, signifies that you must stop your vehicle at designated position.



#### 2.4.2.2. Speed.

2.4.2.2.1. Drivers will adjust the speed of their vehicles in such a manner as not to create danger to persons and property, or cause confusion or obstruction to traffic. Speed will be adapted to the particular condition of the road, traffic and other special conditions.

2.4.2.2.2. Speed will be moderated in cases of reduced visibility, curves, in the vicinity of schools, forks, and intersections, on steep downhill grades, at night, under fog, haze or dust conditions, going through narrow or obstructed passages, going through inhabited roads or built-up areas.

2.4.2.2.3. Drivers will reduce speed and stop, if necessary, when meeting each other under difficult conditions, when pedestrians in their path are slow in getting out of the way, and when animals in their path show signs of fright at their oncoming.

2.4.2.2.4. Speed contests are not permitted.

2.4.2.2.5. The speed will not be in excess of 50 KPH (31 MPH) in inhabited areas.

2.4.2.2.6. The agencies in charge of the road may establish maximum and minimum speeds outside of inhabited areas, in accordance with directives issued by the Ministry of Public Works.

2.4.2.2.7. Maximum speeds for motor vehicles used for the transport of dangerous goods when they travel with loads: 50 kph outside built-up areas; 30 kph in residential areas.

2.4.2.2.8. Maximum speeds for agricultural and construction machinery: 40 kph if equipped with pneumatic tires or other equivalent systems; 15 kph in all other cases.

2.4.2.2.8.1. Maximum speeds for quadricycles (ATVs) 80 kph outside built-up areas.

2.4.2.2.8.2. Maximum speeds for buses and trolleybuses of total mass at full load over 8 tonnes: 80 kph outside built-up areas; 100 kph on highways.

2.4.2.2.8.3. Maximum speed for motor vehicles for the transport of goods with a total mass exceeding 3.5 tonnes up to 12 tonnes: 80 kph outside built-up areas; 00 kph on highways.

2.4.2.2.8.4. Maximum speed of motor vehicles for the transport of goods exceeding 12 tonnes: 70 kph outside built-up areas; 80 kph on highways.

2.4.2.2.8.5. Maximum speed of trucks of a total mass exceeding 5 tonnes if used for the transport of persons: 70 kph outside built-up areas; 80 kph on highways.

2.4.2.2.9. Speed. Fines and consequences may be imposed as follows:

2.4.2.2.9.1. Up to 10 KPH over posted speed limit 41 to 169 EURO

2.4.2.2.9.2. 10 KPH to 40 KPH over the posted speed limit 169 to 679 EURO

2.4.2.2.9.3. 40 KPH to 60 KPH over the posted speed limit 531 to 2,125 EURO and a suspension of one to three months.

2.4.2.2.9.4. 60 KPH above the posted speed limit 828 to 3,313 EURO with the suspension of driving permit from six to twelve months.

2.4.2.2.9.5. Non-observance of minimum speed limits may be punished by a fine.

2.4.2.2.9.6. Non-observance of any provision of this article may be punished by fine, loss of driving privileges or prison time.

2.4.2.3. Position of Travel.

2.4.2.3.1. Vehicles will proceed close to the right side of the pavement, even when the road is free of other traffic.

2.4.2.3.2. The provisions of the preceding paragraph will apply also to other vehicles when meeting each other and when negotiating curves or hills, unless such vehicles are proceeding on divided roads or on roads with at least two lanes for each direction of traffic, or on one-way streets.

2.4.2.3.3. When the road is divided into two separate lanes, vehicles will proceed in the right hand lane. When the street or highway is divided into three separate lanes, vehicles may proceed on the right or the middle lane, unless signs direct otherwise.

2.4.2.3.4. On three-lane roads, the extreme right hand lane will be used for travel; the middle lane will be reserved for passing.

2.4.2.3.5. When the road has two lanes for each direction of traffic, the extreme right lane will be used for travel; the lane immediately to the left of it will be used for passing.

2.4.2.3.6. On one-way roads having at least three lanes, and on roads having at three lanes for each direction of traffic, parallel lines of traffic will be permitted.

2.4.2.3.7. Moving from one lane to another on multiple-lane roads will be done in such a way as to avoid danger for vehicles proceeding on the lane entered.

2.4.2.3.8. In order to make a turn to the right, drivers will keep as close as possible to the right edge of the road. In order to make a turn to the left, drivers will approach the intersection keeping as close as possible to the center line of the road, and will make the turn close to the center of the intersection, provided that this may be done without entering the other street on the wrong side and provided also no signs direct otherwise. In making a left-hand turn, drivers will always respect the right-of-way of vehicles coming from the right and of oncoming vehicles. In case of a divided road or a one-way street, a left turn will be done by keeping as close as possible to the left side of the road.

2.4.2.3.9. A fine may be imposed for driving on the wrong side of the road near, or on, curves, hills or any other cases of reduced visibility.

2.4.2.3.10. Violations of any provisions of this article may be punished by a fine and suspension of driving privileges.

#### 2.4.2.4. Right-of Way.

2.4.2.4.1. Drivers will use extreme caution when nearing an intersection in order to avoid accidents.

2.4.2.4.2. When two (2) vehicles are approaching an intersection, the vehicle coming from the right will have the right-of-way.

2.4.2.4.3. In entering a road from a private entrance, there is a duty to stop and give the right-of-way to users of the public road.

2.4.2.4.4. In crossing railroad and trolley tracks, vehicles traveling on the tracks will have the right-of-way.

2.4.2.4.5. Vehicles traveling on State roads will have the right-of-way outside inhabited areas.

2.4.2.4.6. If both intersecting roads have right-of-way, the vehicle coming from the right will have the right-of-way, unless a sign is posted for those traveling on one of the two

roads to stop at the intersection and give the right-of-way to those traveling on the other one.

2.4.2.4.7. Vehicles being backed, making U-turns or entering traffic will give the right-of-way to all other vehicles.

2.4.2.4.8. A fine may be imposed for failure to give the right-of-way to users of a public road when entering or exiting from a private entrance.

2.4.2.4.9. The same penalty will apply to any person who fails to yield the right-of-way to a vehicle traveling on a road having the right-of-way, and likewise to any vehicle which, approaching an intersection of two roads of equal priority, fails to stop and yield the right-of-way to a vehicle traveling on the other road whenever he is otherwise obligated to yield.

2.4.2.4.10. A fine and loss of driving privileges may be imposed for violations of any provisions of this Article.

#### 2.4.2.5. Passing.

2.4.2.5.1. In passing other vehicles, drivers will ensure that visibility is adequate, that the available space is sufficient, and that no other vehicle has initiated a passing maneuver.

2.4.2.5.2. Passing will be done on the left, followed by returning to the position on the right of the road as soon as possible without endangering the vehicle being passed.

2.4.2.5.3. The driver of the vehicle being overtaken will stay as close as possible to the right edge of the road and not increase speed.

2.4.2.5.4. No passing will be done on three-lane highways (three total lanes for both directions) when another vehicle coming from the opposite direction is already occupying the center lane for overtaking purposes.

2.4.2.5.5. Unless otherwise indicated, roadways with two or more lanes for each direction will have the left lanes reserved only for passing.

2.4.2.5.6. Overtaking on the right is permitted when the driver of the vehicle being overtaken signals a left turn and when parallel lines of traffic are permitted.

2.4.2.5.7. Trolley-cars will be overtaken on the right when there is sufficient room for passing on the right of the tracks. In this case, except when there is a traffic island, passing will be prohibited while passengers are entering or exiting from the trolleys stopped in the middle of the road.

2.4.2.5.8. Overtaking is prohibited on or near curves, hills or under conditions of reduced visibility. In addition to the cases above mentioned, trailer-trucks will not overtake other

trailer-trucks on roads or stretches thereof when such prohibition is shown on appropriate signs.

2.4.2.5.9. It is prohibited to pass a vehicle when it is in the process of overtaking another or while it is stopped before a grade crossing, stop light or for other traffic interruption when such passing necessitates moving on the left side of the road. No passing will be permitted near, or at, the level of intersections or gateless grade crossings (rail or trolley crossings), nor of any vehicle stopped to allow pedestrian crossing.

2.4.2.5.10.. A fine, loss of driving privileges and imprisonment may be imposed for violations of this article.

2.4.2.6. Safety Distance Between Vehicles.

2.4.2.6.1. Vehicles while in motion will keep a safe distances from the preceding ones, sufficient to ensure a timely stop at all times and to avoid collision with the vehicle ahead.

2.4.2.6.2. The distance between vehicles with trailers and trucks will be at least 100 meters (328 ft) on roads or stretches where no overtaking is allowed. When snow-removal vehicles are in operation, all vehicles shall proceed with the greatest caution and keep a distance of at least 20 meters (65 ft).

2.4.2.6.3. A fine and loss of driving privileges may be imposed for violations of the provisions of this Article.

2.4.2.7. Meeting Public Transportation Buses on Mountain Roads.

2.4.2.7.1. Upon meeting public transportation buses on certain stretches of mountain roads, vehicles will stop, upon indication of appropriate signs to that effect, and not continue until such buses have passed by.

2.4.2.7.2. A fine may be imposed for violations of the provisions of this Article.

2.4.2.8. Change of Direction – Change of Lanes – Stopping.

2.4.2.8.1. Drivers will give signal, in sufficient time, of their intention to make a change of direction.

2.4.2.8.2. Operators of two-wheeled vehicles shall raise the arm vertically as a stop signal.

2.4.2.8.3. Vehicles required to carry prescribed directional and stopping signal devices will use these for the purposes indicated in the preceding paragraphs.

2.4.2.8.4. A change of lanes on roads with multiple lanes will be signaled in due time in the same manner indicated in the first and third paragraphs.

2.4.2.8.5. A fine or loss of driving privileges may be imposed for violations of the provisions of this Article.

2.4.2.9. Military Convoys, Processions, etc.

2.4.2.9.1. It is prohibited to cut across military convoys, troop or student formations, processions, etc.

2.4.2.9.2. A fine may be imposed for violations of the provisions of this Article.

2.4.2.10. Drunk Driving.

2.4.2.10.1. It is illegal to drive while intoxicated as a result of the use of alcoholic beverages.

2.4.2.10.2. Any person who was driving while intoxicated is punishable with:

2.4.2.10.2.1. A fine of € 531 to € 2,125 if it is established a value corresponding to a BAC greater than 0.5 and not more than 0.8 grams per liter (g / l). The violation follows with a suspension of driving license for three to six months.

2.4.2.10.2.2. By a fine of € 800 to € 3,200 and if it is established a value corresponding to a BAC greater than 0.8 and not more than 1.5 grams per liter (g / l) the violation follows with a suspension of driving license for six months to a year.

2.4.2.10.2.3. A fine of € 1,500.00 to € 6,000.00, imprisonment for six months to a year, if it is established a value corresponding to a BAC greater than 1.5 grams per liter (g / l) follows with a suspension of driving license for one to two years.

2.4.2.10.3. If the driver was intoxicated and causes a car accident, the penalties referred to in above paragraphs of this Article are doubled and the vehicle is impounded for 180 days.

2.4.2.10.4. Please note that drivers under the age of 21 may not operate a vehicle if their BAC is at any level above 0.0 grams per liter (g / l) and are subject to any of the provisions of this article and may face other consequences.

2.4.2.11. Duty of Drivers Involved in an Accident.

2.4.2.11.1. In case of accidents involving personal injury, drivers must stop and give necessary assistance to the injured. Drivers are also responsible to give necessary assistance to ensure timely intervention and rescue of animals (pets or livestock), injured during an accident.

2.4.2.11.2. Drivers who fail to stop in such cases will be liable to imprisonment up to three years, loss of driving privileges and fines.

2.4.2.11.3. Drivers who fail to give necessary assistance to the injured in an accident may be punished by imprisonment from four to six months and by a fine. If such omission is cause for aggravation of the injury, the punishment will be increased; if it causes death, the punishment will be doubled. In the event that the accident was caused by negligence, the laws relative to plural offenses will be applicable.

2.4.2.11.4. Drivers who, in case of an accident, stop and, if necessary, lend assistance to the injured and make themselves immediately available to the judiciary police will not be subject to pretrial imprisonment prescribed for “flagrante delicto” (in the act of committing a crime).

#### 2.4.2.12. Pedestrians.

2.4.2.12.1. Pedestrians will use sidewalks, shoulders and raised alleys. If these are absent or inadequate, they may use the left edge of the traveled way or pavement or also the right edge on one-way or divided streets or highways. Pedestrians crossing traveled ways or pavement will use pedestrian crossing, underpass, or over-bridges. In their absence or if same are located more than 100 meters away, they may cross the pavement at right angles.

2.4.2.12.2. Pedestrians will not cross road intersections; they are prohibited from squares or other open spaces except at pedestrian crossings, if available, even if same are placed at a distance in excess of that indicated in the preceding paragraph.

2.4.2.12.3. Under heavy traffic conditions, pedestrians will not pause on the road pavement nor in groups on the road reserved to them. When police or stop lights are not present to regulate traffic, drivers will give the right-of-way to pedestrians crossing in painted crosswalks, by slowing down or stopping their vehicles.

2.4.2.12.4. Pedestrians crossing the road pavement outside pedestrian crossings will give preference to drivers.

2.4.2.12.5. Drivers will stop their vehicles when a blind person with a white cane or other identification is crossing the pavement.

2.4.2.12.6. Carriages for children or invalids will use the portion of the road reserved to pedestrians.

2.4.2.12.7. No games or sporting activities will be carried out on the road.

2.4.2.12.8. A fine may be imposed for violations of the provisions of this Article.



## Chapter 3

### SAFETY

#### 3.1. Weather Conditions.

3.1.1. **Rain.** Italian roads are made from a different material than American roads. This causes the roads to be slicker and provide less traction than American roads, even when it is not raining. When it begins to rain, roads are very slippery due to the mixture of oil and grease residue on the road surface; use extreme caution. This residue may wash off the more it rains, providing a better surface for traction, however you must still utilize extreme caution. Italian roads do not allow for adequate drainage; water puddles build in the center and at the edges of the road creating serious hazards. Pay close attention to your speed because you may be driving too fast for these conditions even though you are not exceeding the posted speed limit.

3.1.2. **Fog (nebbia).** Throughout the Aviano area and most of northern Italy, fog rolls in suddenly and without warning. Fog lights are not required but are highly recommended. Fog lights not only enhance your visibility but also alert other drivers of your position. You should be alert to sudden weather changes in all areas near the Dolomite Mountains. Also, know that fog will remain in low places longer. Hugging the right side of the road in foggy weather may be recommended in the States, but this is not a good practice in Italy because of bicyclists or the possibility of stopped or double-parked vehicles. If fog becomes too dense to see, get off the road!

3.1.3. **Snow and Ice.** When starting from a stop on icy surfaces, accelerate slowly to allow tires to obtain the maximum traction possible. While driving, avoid sudden acceleration, braking or correction as your vehicle may lose traction and spin out of control.

3.1.3.1. Caution on Ice. The power of your engine is the best brake you have when stopping on snow or ice. Begin a gradual deceleration well in advance of your planned stopping point and apply your brakes lightly. Avoid any sudden braking if possible. If you must descend a slippery downgrade, use low gear or low range.

3.1.3.2. Tire Chains. You are highly encouraged to carry tire chains in your vehicle at all times during fall and winter months. Italian law requires vehicle operators to either have snow tires (those marked with M+S, M-S or M/S) or have snow chains in the vehicle from 15 November to 31 March for several of the local Autostradas as well as on any mountain road. Italian law also requires tire chains to be mounted (for non-snow tires) when traveling in the mountains during winter months and the roads are not clear of snow. Snow tire and chain requirements differ throughout Italy, so become familiar with the laws and ordinances governing the areas you want to visit. Vehicle operators planning to travel outside of Italy must become familiar with the laws in the countries they are visiting because many European countries do not allow chains, meaning you may need to have snow tires during winter months.

3.1.3.3. **Black Ice.** Another road hazard common in this area is black ice. In freezing temperatures, it may appear as a wet spot on the road or on dark paved roads you may not see anything at all, hence the name “Black Ice.” These spots on the road are thin sheets of ice that may cause you to lose control of your vehicle if you are caught unaware.

## 3.2. **Other driving hazards.**

3.2.1. **Night driving.** Several important hazards exist while traveling Italian roads at night, and they require great care and attention to avoid accidents. One hazard is two-wheeled vehicles without tail lights. These vehicles are usually not visible until you are very close to them. Another hazard is concrete markers, called “herbies,” which commonly border Italian roads. These markers can be obstructed and could cause serious damage to the vehicle or injury to passengers if struck. Lastly, another important hazard is that of animal-drawn carts or wagons. These vehicles may have no markings or lights on them at all. Use extreme caution if you must pull off the road. As a general rule, to decrease the potential for accidents, do not over-drive your headlights, that is, do not drive at a speed which makes your stopping distance greater than the distance you can see in your headlights. Excessive speed during hours of darkness on narrow, crooked roads bordered by trees, ditches, curves and stone walls has been the leading cause of serious and fatal accidents involving U.S. drivers in Italy.

3.2.2. **Railroad crossings.** Approach all railroad crossings with caution, particularly those that are unguarded. Do not rely solely on watchmen, gates or automatic warning devices to alert you of oncoming trains. Stop immediately if you see a blinking red light when approaching a railway crossing.

3.2.3. **Seat belts.** Wear seat belts when the vehicle is in motion. While Italian law states the wearing of seat belts is mandatory for all passengers, only vehicles registered after 26 April 1990 must have seat belts mounted in the rear. This law however does not apply to AFI plated vehicles. AFI plated vehicles must have seat belts mounted for every occupant in the vehicle. Italian law states that all children up to 12 years of age, with exception if the child is taller than 4 ft. 11 in (59 inches), must be placed in a child restraint seat.

3.2.4. **Open bed pickups.** It is illegal to ride in the back of open-bed pickup trucks, on or off base, in Italy.

3.2.5. **Safety gear.** It is Air Force policy that all military personnel and their dependents must wear an approved bicycle safety helmet on and off the installation when riding a bicycle. Highly visible or reflective outer garments are required during hours of darkness or inclement weather. Additionally, Italian law requires bicycles be equipped with a bell, two independent braking systems, yellow reflectors fitted to the pedals, a white or yellow front light, a red taillight and reflector, and a seat for small children if carried. AFI 91-207, *The US Air Force Traffic Safety Program* and the local USAFE supplement detail the personal protective equipment requirements and must be referred to prior to operating a motorcycle in Italy under an AFI license.

3.2.6. **Un-banked and hair-pin curves.** Un-banked and hair-pin curves are the norm in Italy, especially in rural areas and at traffic circles. Banked curves help overcome centrifugal force. Conversely, roads that are not banked and those with wet or slippery surfaces greatly reduce friction and increase the likelihood of a vehicle running off the road. Drivers must slow down well in advance of a curve and before making a turn.

### 3.3. Accidents and Claims.

3.3.1. **Vehicle accidents.** Italian law states that if you are the first or one of the first persons to come upon the scene of an accident with injured persons, you must stop and render assistance. Additionally, assistance must also be rendered to animals owned or protected (pets and livestock). Only if sufficient help is already there are you permitted to continue on.

3.3.2. **Accident reporting and procedures.** AABI 31-218 requires traffic accidents be reported to Security Forces. Anyone involved in an on-base vehicle accident, major or minor, must immediately report the accident to the Security Forces Desk Sergeant. Anyone involved in any accident that involves a GMV, either on or off base, must report the accident to Security Forces immediately. Anyone involved in a major accident off-base must immediately notify the Italian authorities and Security Forces Desk Sergeant (who will assist in notifying Italian authorities). Anyone involved in a minor accident off-base in a POV must report it to Security Forces within 72 hours. For all GMV accidents, you must complete Standard Form 91, Operator Report of Motor Vehicle Accident and a DD Form 518, Accident Identification Card, if damage was caused to private property.

3.3.2.1. Major Accidents. Any accident involving a fatality or injury, damage to any property totaling \$10,000 or more, or any disabling damage (damage that renders the vehicle completely inoperable).

3.3.2.2. The operator of any vehicle involved in an accident will immediately stop their vehicle and render reasonable assistance to any person(s) injured. The warning triangle will be placed to the rear of the vehicle to warn approaching motorists (at least 50 meters and visible to approaching traffic by at least 100 meters).

3.3.2.3. The driver involved in any accident will give his name, address and POV license plate number to any police officer who may be present, to injured person(s), and to any other person involved in the accident.

3.3.2.4. The driver of the vehicle involved will, as soon as possible, report the accident to the Italian and U.S. Military law enforcement officials as appropriate.

3.3.2.5. If you hit an unoccupied vehicle, attempt to locate the owner immediately. If you are unable to find anyone, leave your name, address and phone number on the windshield for when the owner returns.

3.3.2.6. In the event of an accident, vehicles should not be moved unless police officials give approval or if in a minor accident and all parties agree to clear the scene. Drivers are advised

to refrain from making any statements, oral or written, to claimants or their agents regarding liability, cause of an accident, or the possibility of claims approval.

3.3.3. **Claims.** If an accident involves only POVs, contact your insurance company as soon as possible. If your POV is involved in an accident with a GMV, direct your claim to the base legal office. Be aware, accidents involving a GMV may result in a claim against the U.S. Government. Those found at-fault for an accident may be liable for damages.

3.3.4. **Consumption of alcoholic beverages after an accident.** The consumption of any alcoholic beverages by a person who is involved, as the operator of a vehicle, in a traffic accident, is prohibited until initial investigation by law enforcement officials is completed and all parties involved in the traffic accident are released by such authorities, or no investigation is conducted by such authorities due to minor nature of the accident.

### **3.4. Other Safety Considerations.**

3.4.1. The following Do's/Don'ts outline some helpful ways of preventing vehicle accidents and improving your driving experience in Italy. All drivers:

3.4.1.1. DO use your seat belts. Ensure all passengers use theirs prior to moving vehicle.

3.4.1.2. DO check your vehicle as prescribed by your owner's manual, AF Form 1800 or PMCS checklist before, during and after operation.

3.4.1.3. DO know your vehicle capabilities in regard to speeds, load capacities and height clearances.

3.4.1.4. DO use your assistant driver or other personnel as a guide when backing. Make a personal on-the-ground inspection of conditions to the rear of your vehicle before backing.

3.4.1.5. DO exercise complete courtesy at all times in operating a vehicle.

3.4.1.6. DO stop for school buses, loading or unloading passengers, on U.S. Military installations. Italian Law does not require this off-post so drivers should be extremely cautious when meeting school buses off post which are loading or unloading children.

3.4.1.7. DO reduce speed on wet or icy roadways. Asphalt-top roadways, common in this area are very dangerous when wet. Mud and snow tread tires add to this skid hazard since they do not provide adequate traction on such surfaces. Remember, if you go into a skid turn your front wheels in the same direction as the skid to recover control before using the brakes.

3.4.1.8. DO use the speedometer in gauging distance between vehicles. The minimum safe interval between vehicles is considered to be one car-length for each 10/16 MPH/KPH of speed.

- 3.4.1.9. DO pull to the right (clearing the lane) and stop, when necessary, when you see a flashing blue light and hear alarm signals on emergency vehicles.
- 3.4.1.10. DO exercise extreme caution when you only see a flashing blue light.
- 3.4.1.11. DO yield right-of-way to traffic already on the Autostrada upon your entrance to the Autostrada. (ENTRATA SIGN).
- 3.4.1.12. DO, in the event your vehicle breaks down, pull as far off the pavement as possible and take necessary action (display warning triangle) to warn other motorists.
- 3.4.1.13. DO stop and rest when you are fatigued.
- 3.4.1.14. DO slow down in traffic circles, especially when road is wet or icy.
- 3.4.1.15. DON'T gear down to use engine for a brake at normal stops on level roads. This causes excessive clutch and engine wear. Use this procedure only on downhill grades and, even then, select the gear before actual downhill movement.
- 3.4.1.16. DON'T coast downhill in neutral or with clutch disengaged.
- 3.4.1.17. DON'T assume the right-of-way.
- 3.4.1.18. DON'T stop or start suddenly. This endangers passengers, causes excessive vehicle wear and greatly increases the probability of an accident.
- 3.4.1.19. DON'T overload your vehicle. Comply with the authorized load as shown on the vehicle nomenclature plate. Be sure load is balanced. An unbalanced load can cause an upset. Secure the load and make sure it does not shift.
- 3.4.1.20. DON'T carry passengers in truck cargo compartments.
- 3.4.1.21. DON'T drive if you have been drinking; let someone authorized to operate the vehicle take the wheel for you.
- 3.4.1.22. DON'T park within a distance of 26 feet (8 meters) from an intersection or road crossing or junction and 39 feet (12 meters) from a stop sign for bus or streetcar.
- 3.4.1.23. DON'T make a U-TURN to reverse direction of travel on the Autostrada. Continue to the next exit. (USCITA)

## Chapter 4

### INTERNATIONAL ROAD SIGNS

**4.1. Road Sign Information.** Most road signs in Europe are entirely different than those in the United States. However, you will find it reasonably easy to learn these signs since they contain few printed words and are, for the most part, self-explanatory. The following information may help you identify road signs in Italy (please note, any of these signs in black and white with a slash (/) through it indicates that the condition or prohibition is ended):

4.1.1. Triangular shaped signs (red trim) mean WARNING/DANGER.


























4.1.2. Circular shaped signs (red trim) mean PROHIBITED.


























4.1.3. Circular shaped signs with blue background mean MANDATORY ACTION.


























4.1.4. Rectangular shaped signs with blue background are INFORMATIVE.

**4.2. Driving outside of Italy.** Before driving outside of Italy, obtain a travel booklet of road signs for the country/countries you are going to be driving in or through because there may be differences in some signs from country to country.












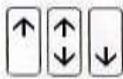













**4.3. International Road Signs Diagrams (Please go to next five pages for diagrams).**

 Danger	 Unsteady materials on the road	 Two way street	 Crossroads	 Single curve (right)
 Falling rocks	 Vehicles above a specific axle weight prohibited	 Motor vehicles prohibited	 Right of way	 ZOLL DOLANE Customs control
 Bicycle crossing	 Dangerous downgrade	 Dangerous upgrade	 Rough road	 Slippery road
 Priority road ahead	 Distance to guarded railroad crossing	 Distance to unguarded railroad crossing	 Railroad crossing with light	 Railroad crossing (one track)
 Authorized parking for special categories	 One-way street	 Bicycle lane close to sidewalk	 30 Compulsory minimum speed	 End of compulsory minimum speed zone

 Double curve	 Road narrows (right)	 Road narrows	 Quay or river bank	 Low flying aircraft
 Tramway crossing	 Guarded railroad crossing	 Unguarded railroad crossing	 Maximum speed limit Km/hour	 End of speed limit
 Children	 Construction site	 Signal lights ahead	 Stop	 Yield right of way
 Restricted no stopping	 No stopping	 No passing	 End of no passing zone	 Traffic circle
 Parking area	 Bicycle only	 Snow chains mandatory	 Mandatory direction for trucks	 Pedestrians only

 Pedestrian crosswalk ahead	 Pedestrian crosswalk	 Drawbridge ahead	 Wild animal crossing	 Domestic animal crossing
 Oncoming traffic has right of way	 Stop for police check	 End of restriction	 Fire hazard	 Traffic circle ahead
 Maximum height allowed	 Maximum width allowed	 Maximum weight allowed	 Traffic signal lights	 Prohibited for all vehicles
 End of no passing zone for trucks	 Drive-way	 Absolute priority road	 Priority road when entering from right	 End of priority road
 Trucks with trailers prohibited	 Mandatory direction of travel	 Vehicles transporting dangerous items prohibited	 Mandatory direction of travel	 Mandatory direction of travel



 Painting in progress (no indication on site)	 Tunnel	 Motor vehicles only	 Intersection with secondary roads	 Side wind
 Camping ground	 Bridge	 Autostrada directions	 Hotel information	 Oncoming traffic must wait
 Autostrada access authorization	 In conjunction with other signals start/continuation/ending	 Lane marking with speed limits	 Center (of town)	 Entry prohibited
 STOP Highway payroll	 Bypass routing	 Mobile road construction site ahead	 Direction of travel	 Dead end
 Reversing (U turn)	 White center lines	 Indirect left turn	 Pedestrian crosswalk	 Vehicles transporting explosives prohibited

 Autostrada	 End of autostrada	 Direction to autostrada	 No vehicles carrying more than 3000 litres of pollutants
 First aid station	 Telephone	 Police	
 Traffic accident ahead	 Queue Traffic Jam	 Removal of cars in no parking zone	 No passing for trucks in excess of 3.5 tons authorized weight
 Slow down for trucks movement	 Road yard equipment ahead	 European Highway	
 No parking	 Motorcycles prohibited	 Pay parking	 Trucks and tractors with an authorized loaded weight of more than 3.5 tons prohibited

*Know Your Italian & European Road Signs!*

Signs are as pictured on GTA-55-1-TSC-SF / November 1998  
HQ US Army Southern European Task Force Graphic Training Aid



**4.4. Approval.** This Study Guide is intended to be used in conjunction with the licensing procedures outlined in AABI 31-218, and has taken into consideration the present licensing matters, recorded accident data, Host Nation and Wing requirements, and meets desired traffic supervision goals as determined by 31 FW/SE and 31 SFS.

## Attachment 1

### GLOSSARY OF REFERENCES & SUPPORTING INFORMATION

#### *References*

**AFMAN 33-363**, *Management of Records*

**AFI 31-218\_IP**, *Motor Vehicle Traffic Supervision*

**AFI 91-207**, *The US Air Force Traffic Safety Program*

NATO Status of Forces Agreement and Supplementary Agreements Thereto

**AFI 31-218 USAFE Sup**, *Motor Vehicle Traffic Supervision*

**AFI 91-207 USAFE Sup**, *The US Air Force Traffic Safety Program*

**NAVSUPPACT INST 11240.26D**, *Privately Owned Motor Vehicle Inspection Program*

**NAVSUPPACT INST 11240.29D**, *Allied Forces Italy Driver's License Policy*

**NAVSUPPACT INST 11240.19G**, *Regulations Concerning Registration of Privately Owned Motor Vehicles*

**Aviano AB Instruction (AABI) 31-218**, *Motor Vehicle Traffic Supervision*

#### *Abbreviations and Acronyms*

**AFI**—Allied Forces in Italy

**DUI**—Driving Under the Influence

**GMV**—Government Motor Vehicle

**GVW**—Gross Vehicle Weight

**KPH**—Kilometers per Hour

**LRS**—Logistics Readiness Squadron

**MPH**—Miles per Hour

**NAVSUPPACT**—Naval Support Activity

**POV**—Personal Owned Vehicle

**RDS**—Records Disposition Schedule

**SOFA**—Status of Forces Agreement

**TDY**—Temporary Duty

#### *Forms Adopted*

**AF Form 2293**, US Air Force Motor Vehicle Operator Identification Card

**Standard Form 9**, Operator Report of Motor Vehicle Accident

**DD Form 518**, Accident Identification Card

**DD Form 91**, Motor Vehicle Accident Report

## Attachment 2

### SAMPLE TEST

1. As posted, you may not exceed 50 km or \_\_\_\_\_ mph in urban areas.
  - a. 31 mph
  - b. 15 mph
  - c. 25 mph
  - d. 55 mph
  
2. Any government ID card holder, 21 and older, operating a four-wheeled vehicle in Italy registering \_\_\_\_\_ grams per 1.0 ml of whole blood on a Breathalyzer Test or Blood Alcohol Test (BAC) can result in a mandatory suspension and face up to two years in prison.
  - a. .08
  - b. .05
  - c. .10
  - d. None of the above
  
3. If you are in a minor accident off-base in a privately owned vehicle (POV), you must report it \_\_\_\_\_ to the authorities.
  - a. Within 24 hours
  - b. Within 48 hours
  - c. Within 72 hours
  - d. As soon as possible
  
4. Italian law states that if you are the first or one of the first persons to come upon the scene of an accident with injuries, you must
  - a. Leave and call for help
  - b. By law, you are not required to do anything
  - c. Drive to the nearest Carabinieri to report the accident
  - d. Stop and render assistance
  
5. Implied consent provision states refusal to submit to a chemical test if requested by law officials will result in:
  - a. Impoundment of vehicle
  - b. Letter to Commander
  - c. Nothing, if requested by Italian authorities
  - d. Loss of driving privileges
  
6. You should \_\_\_\_\_ when approaching an intersection with a blinking yellow light.
  - a. Come to a complete stop and proceed with caution
  - b. Increase your speed and proceed with caution
  - c. Wait until the light changes and proceed with caution
  - d. Reduce your speed and proceed with caution

7. You are driving along the Autostrada and you want to stop and rest for a while. What should you do?
  - a. Pull over to the side of the Autostrada and stop.
  - b. Look for an “SOS” area and stop.
  - c. Pull over onto the center strip and park.
  - d. Pull into one of the areas marked by a sign that bears a white letter “P” on a blue background.
  
8. Traffic within a traffic circle:
  - a. Does not have the right-of-way except as provided for by signs or lights.
  - b. Has the right-of-way over all traffic entering the circle unless otherwise posted.
  - c. Has the right-of-way only over two-wheeled vehicles.
  - d. Has right-of-way over all traffic entering the circle.
  
9. You are driving on a city street approaching an intersection. The traffic light facing you at the intersection is yellow over green. This means:
  - a. Traffic may proceed but slowly because of repair work underway.
  - b. The light is about to change to red. You may pass the intersection only if you are too close to stop safely before the intersection.
  - c. You should speed up to beat the light.
  - d. You must slow down and proceed through the intersection with caution.
  
10. You are driving on the Autostrada to a city you discover is in the opposite direction. You should:
  - a. Cut across the grass center strip
  - b. Make a “U” turn at one of the paved access ways to the opposite lane
  - c. Stop and wait for the military police
  - d. Continue on to the next authorized exit, turn off the Autostrada and re-enter the Autostrada in the correct direction.
  
11. Unless otherwise posted, the speed limit within cities and communities is:
  - a. 60 kph
  - b. 50 kph
  - c. 55kph
  - d. There is no speed limit
  
12. When you see a vehicle with a supplementary flashing blue light and you hear alarm signals, you must:
  - a. Bear right
  - b. Pull to the right to clear the lane and stop if necessary
  - c. Slow down
  - d. Keep going at the same speed

13. A blinking yellow light at intersections means:
  - a. Caution and reduce speed
  - b. Stop
  - c. No left or right turn
  - d. Yield the right-of-way to all vehicles coming from your left only
  
14. The speed limit for sedans (POV) on the Autostrada is:
  - a. 31 mph or 50 kph (unless otherwise posted)
  - b. 19 mph or 30 kph (unless otherwise posted)
  - c. 81 mph or 130 kph (unless otherwise posted)
  - d. 63 mph or 100 kph (unless otherwise posted)
  
15. You are entering the Autostrada. Who has the right-of-way?
  - a. You do
  - b. Traffic already on the Autostrada and you have equal priority
  - c. Neither
  - d. Traffic already on the Autostrada
  
16. In tunnels, you are required to use your headlights
  - a. Always, whether the tunnel is lighted or not
  - b. Only if the tunnel has yellow lights
  - c. Only when meeting other cars
  - d. Never in a lighted tunnel
  
17. You are approaching a railroad crossing when you see a blinking red light. What does this indicate?
  - a. Proceed with caution
  - b. The track is clear
  - c. A train is coming. Stop immediately.
  - d. Increase speed and clear the tracks.
  
18. In the absence of signs indicating otherwise (such as the “yield right-of-way” sign and the “priority road” sign), how is the right-of-way determined under Italian Law?
  - a. The vehicle arriving at the crossing or junction first has the right-of-way.
  - b. Vehicles coming from the right have right-of-way at crossings and junctions.
  - c. Vehicles coming from the left have right-of-way at crossings and junctions.
  - d. At crossings and junctions, all vehicles have equal priority.
  
19. The greatest hazard to city driving in Italy is:
  - a. The density of two-wheeled vehicles (bicycles, motorbikes and motor scooters).
  - b. Lack of driver education and traffic signals.
  - c. Improper Italian road traffic laws.
  - d. Excessive mechanical defects.

20. At any time that you intend to turn left, right or stop, you should:
- Concentrate on the situation in front of you.
  - Slow down only.
  - Signal, in advance, your intention to do so.
  - Increase speed just before making the turn or stop.
21. The continuous white center line (unbroken line) painted on the highway means:
- Passing permitted.
  - Restricted area for emergency stops.
  - Road under repair.
  - Passing prohibited.
22. Any curb that is painted yellow usually means:
- Parking is permitted
  - Rest area.
  - No parking without proper permit.
  - Means nothing; chosen decoration.
23. Which statement is false concerning driving Italian roads:
- Italian roads are made from the same material as American roads.
  - Italian roads provide less traction than American roads regardless of if they are wet.
  - Decreasing speed during wet conditions or while approaching a turn is safer than speeding up.
  - The nature of Italian roads makes it imperative to ensure proper vehicle tire maintenance and replacement.
24. The turning on of headlights in towns is mandatory from:
- One hour before sunset.
  - One hour after sunrise.
  - One-half hour after sunset until one-half hour before sunrise.
  - One-half hour before sunset until one-half hour after sunrise.
25. In the absence of a special lane provided for scooters and bicycles, how is the right-of- way determined under Italian law?
- They have the same right-of-way as an automobile.
  - They do not have equal right-of-way as an automobile.
  - The rule is applied only for larger vehicles.
  - Has to be regulated by traffic lights.
26. All pedestrians in a painted crosswalk have the right of way.
- True
  - False

27. Off base, Italian law requires you to stop for buses (school or other) that are loading and unloading.
- True
  - False
28. There are no right turns on a red traffic light allowed in Italy.
- True
  - False
29. You are required to use your headlights when driving through tunnels.
- True
  - False
30. In Italy, as in most European countries, negligence resulting in injury or death to others constitutes a criminal offense.
- True
  - False
31. You should rely only on watchman, gates or automatic warning devices when approaching railroad crossings.
- True
  - False
32. Which statement is true concerning roundabouts in Italy?:
- Roundabouts usually feature banked surfaces to allow for high speed maneuvering.
  - The right of way at roundabouts is first-come, first served.
  - If you miss or are very near your exit and you are in the inner lane of a roundabout, you should quickly move over to the exit because you have right of way.
  - Vehicles entering a roundabout must yield right of way to traffic already in the roundabout.
33. All AFI (Allied Forces Italy) registered vehicles must have seatbelts mounted for every occupant in the vehicle.
- True
  - False
34. Except in cases of immediate danger, the use of sound signals (horns) are prohibited in most inner city areas.
- True
  - False
35. It is illegal to talk on cellular phones while driving except when using a hands-free device.
- True
  - False

36. You are required to report to Security Forces any vehicle accident, however slight, which you may have IAW Air Force regulations.
- True
  - False
37. If you are involved in an accident which is clearly not your fault, you do not need to stop to render aid to the injured or to identify yourself.
- True
  - False
38. Italian law requires that halted, parked or wrecked vehicles which jeopardize traffic be made recognizable at a sufficient distance by a triangular reflecting warning sign.
- True
  - False
39. In an effort to save wear and tear on your vehicle and to save gas, it is good practice to disengage your clutch or shift to neutral when going down long hills.
- True
  - False
40. Fog is more likely to be encountered in low places.
- True
  - False
41. Drivers must slow down well in advance of the curve or when making a turn.
- True
  - False
42. Do not accelerate when you are being overtaken. Slow down, if necessary, to let the overtaking vehicle pass.
- True
  - False
43. Your stateside license must be valid upon initial issue of your Allied Forces Italy License and it is your own responsibility to ensure your stateside license stays current.
- True
  - False
44. Unlawful parking at intersections, on hills, near tunnels or curves, may result in substantial fines.
- True
  - False
45. During rainfall, the pavement is usually more slippery after it has been raining for several hours than it is at the beginning of the rainfall.
- True
  - False



46. When approaching an intersection where directional arrows are painted on the ground, move to the appropriate traffic lane according to whether you intend to go straight, turn left or right.
- True
  - False
47. In a collision between a car and a two-wheeled vehicle, the operator of the two-wheeled vehicle has a greater chance of being killed or injured than the driver of the car.
- True
  - False
48. In passing a cyclist, you should follow the same rules as when passing a car.
- True
  - False
49. Automobile drivers are forbidden to cut across military convoys, troop or student formations or processions.
- True
  - False
50. If you are in a minor accident on-base in a privately owned vehicle (POV), you must report it \_\_\_\_\_ to the Security Forces Desk Sergeant IAW Military Regulations.
- Within 24 hours
  - Within 48 hours
  - Within 72 hours
  - As soon as possible
51. Whoever, through negligence or omission, causes personal injuries to others may be punished with confinement up to three months or fined.
- True
  - False
52. Parking is illegal within 39 feet from the stopping sign for a bus or streetcar.
- True
  - False
53. In identifying road signs, three sided triangle-shaped signs (red trim) mean:
- Prohibition
  - Mandatory action
  - Danger/Warning (actions happening ahead)
  - None of the above
54. In identifying road signs, Circular-shaped signs (red trim) mean a:
- Prohibition
  - Obligation, mandatory action
  - Danger, actions happening ahead
  - None of the above

55. In identifying road signs, circular-shaped signs with a blue background mean an:
- Prohibition
  - Obligation, mandatory action
  - Danger, actions happening ahead
  - Information
56. In identifying road signs, four-sided rectangular-shaped signs with a blue background mean:
- Prohibition
  - Obligation, mandatory action
  - Information
  - None of the above
57. You must meet the age requirement of \_\_\_\_\_ to be licensed to drive any motor vehicle IAW AABI 31-218 and the Italian Road Code.
- 16 years of age
  - 21 years of age
  - 18 years of age
  - 15 years of age
58. It is required that you obtain an international driver's permit and an international green card (insurance card) when operating your POV across international borders.
- True
  - False
59. A warning triangle must be placed \_\_\_\_\_ a disabled vehicle on the Autostrada.
- At least 50 meters behind
  - At least 150 meters behind
  - At least 20 meters behind
  - On top of
60. What was the single most causal factor to Aviano accidents in 2014?
- Rain
  - Drunk driving
  - Inattentive driving
  - Fatigue
61. Which of the following are examples of actions that lead to inattentive driving?
- Reaching for ID card that fell on floor or behind seat
  - Cell phone use – texting or calling
  - Eating, drinking, especially if holding cup continuously in hand
  - All of the above

62. In a multi-lane roundabout, two vehicles, one in the outer lane, and one on the inner lane, need to take the same exit. Who has the right of way to exit?
- a. The vehicle in the outer lane.
  - b. The vehicle in the inner lane.

## SAMPLE TEST ANSWER KEY

- |       |       |
|-------|-------|
| 1. a  |       |
| 2. b  |       |
| 3. c  |       |
| 4. d  |       |
| 5. d  |       |
| 6. d  |       |
| 7. d  |       |
| 8. b  |       |
| 9. b  |       |
| 10. d |       |
| 11. b |       |
| 12. b |       |
| 13. a |       |
| 14. c |       |
| 15. d |       |
| 16. a |       |
| 17. c |       |
| 18. b |       |
| 19. a |       |
| 20. c |       |
| 21. d |       |
| 22. c |       |
| 23. a |       |
| 24. c |       |
| 25. a |       |
| 26. a |       |
| 27. b |       |
| 28. a |       |
| 29. a |       |
| 30. a |       |
| 31. b |       |
| 32. d |       |
| 33. a |       |
| 34. a |       |
|       | 35. a |
|       | 36. a |
|       | 37. b |
|       | 38. a |
|       | 39. b |
|       | 40. a |
|       | 41. a |
|       | 42. a |
|       | 43. a |
|       | 44. a |
|       | 45. b |
|       | 46. a |
|       | 47. a |
|       | 48. a |
|       | 49. a |
|       | 50. d |
|       | 51. a |
|       | 52. a |
|       | 53. c |
|       | 54. a |
|       | 55. b |
|       | 56. c |
|       | 57. c |
|       | 58. a |
|       | 59. a |
|       | 60. c |
|       | 61. d |
|       | 62. b |